




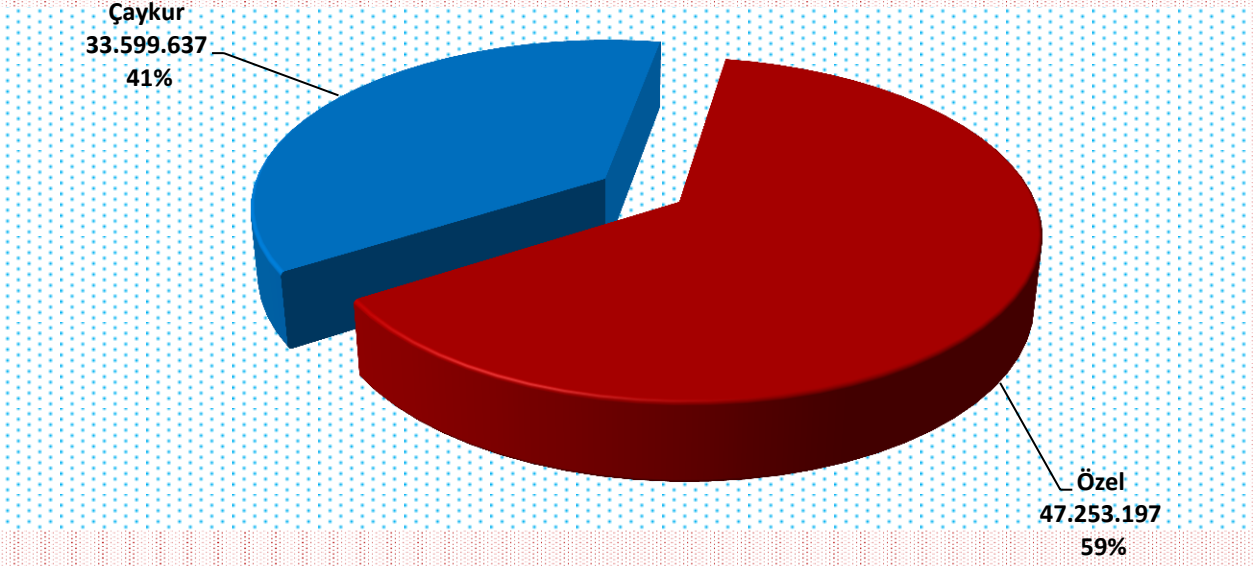
2014 - 2018 YILLARI 1. SÜRGÜN YAŞ ÇAY ALIMLARI

TİCARET BORSASI ADI	2014	2015	2016	2017	2018	% + -
RİZE TİCARET BORSASI						
ÖZEL SEKTÖR	129.066.377	170.280.781	130.413.431	142.654.484	219.465.693	35,00
ÇAYKUR	167.213.716	185.697.081	185.622.292	142.478.740	179.604.039	20,67
TOPLAM	296.280.093	355.977.862	316.035.723	285.133.224	399.069.732	28,55
TRABZON TİCARET BORSASI						
ÖZEL SEKTÖR	23.924.495	39.870.729	34.177.119	40.768.240	57.891.522	29,58
ÇAYKUR	38.768.385	40.261.453	40.071.508	25.963.994	33.599.637	22,73
TOPLAM	62.692.880	80.132.182	74.248.627	66.732.234	91.491.159	27,06
GİRESUN TİCARET BORSASI						
ÖZEL SEKTÖR	4.092.935	7.014.408	6.053.105	6.794.467	8.176.565	16,90
ÇAYKUR	3.961.674	4.579.519	4.490.253	3.989.702	4.249.547	6,11
TOPLAM	8.054.609	11.593.927	10.543.358	10.784.169	12.426.112	13,21
GENEL TOPLAM						
ÇAYKUR TOPLAMI	209.943.775	230.538.053	230.184.053	172.432.436	217.453.223	20,70
ÖZEL SEKTÖR TOPLAM	157.083.807	217.165.918	170.643.655	190.217.191	285.533.780	33,38
GENEL TOPLAM	367.027.582	447.703.971	400.827.708	362.649.627	502.987.003	27,90

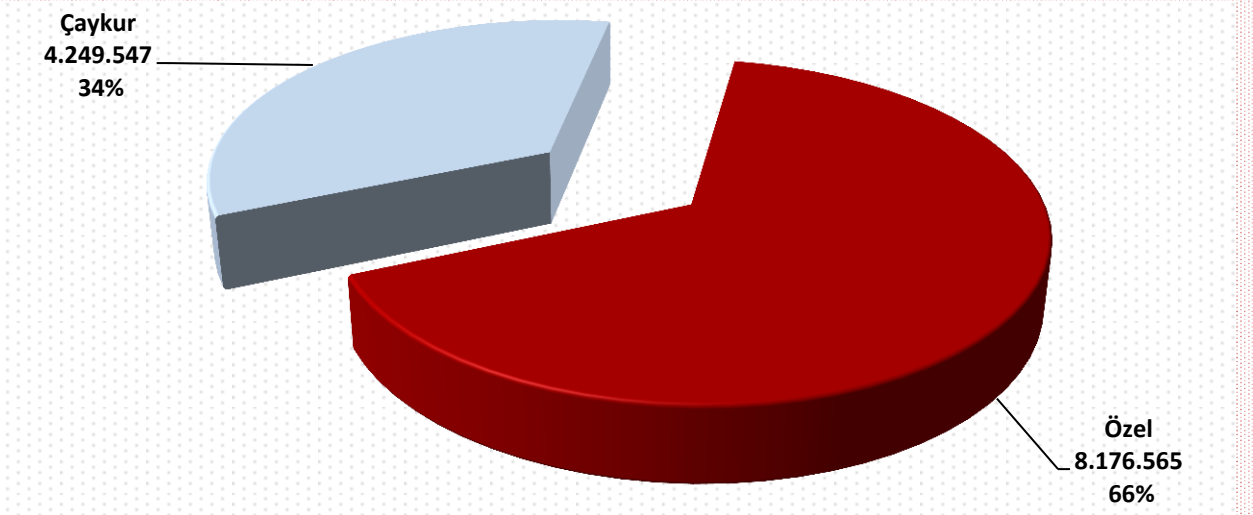
2018 YAŞÇAY 1. SÜRGÜN (Rize)



2018 YAŞÇAY 1. SÜRGÜN (Trabzon)




2018 YAŞÇAY 1. SÜRGÜN (Giresun)



İLLERE GÖRE YAŞ ÇAY DAĞILIM (2018 1. Sürgü)





2014 - 2018 YILLARI 2. SÜRGÜN YAŞ ÇAY ALIMLARI

TİCARET BORSASI ADI	2014	2015	2016	2017	2018	% + -
---------------------	------	------	------	------	------	-------

RİZE TİCARET BORSASI

ÖZEL SEKTÖR	177.177.664	179.674.935	176.209.878	233.599.060	201.796.695	-13,61
ÇAYKUR	183.443.325	186.967.936	199.922.740	161.669.225	224.765.763	39,03
TOPLAM	360.620.989	366.642.871	376.132.618	395.268.285	426.562.458	7,92

TRABZON TİCARET BORSASI


ÖZEL SEKTÖR	33.250.381	38.440.470	40.151.800	47.333.322	47.956.690	1,32
ÇAYKUR	42.409.308	41.950.640	44.392.908	31.365.761	45.532.200	45,17
TOPLAM	75.659.689	80.391.110	84.544.708	78.699.083	93.488.890	18,79

GİRESUN TİCARET BORSASI

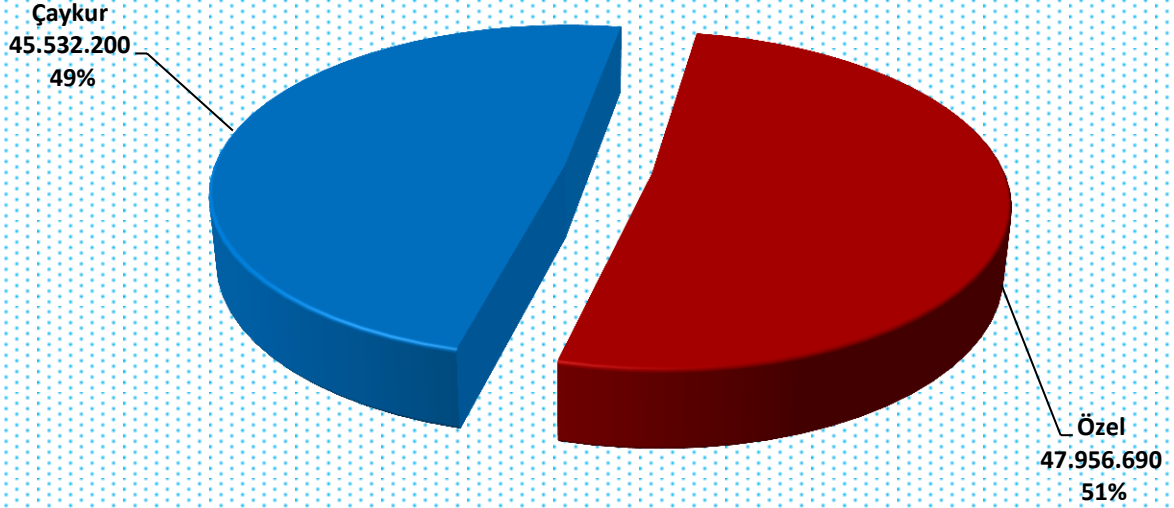
ÖZEL SEKTÖR	3.426.595	6.624.479	7.045.890	7.577.155	8.788.614	15,99
ÇAYKUR	3.998.685	4.178.495	4.397.834	3.963.931	4.486.009	13,17
TOPLAM	7.425.280	10.802.974	11.443.724	11.541.086	13.274.623	15,02

ÇAYKUR TOPLAM	229.851.318	233.097.071	248.713.482	196.998.917	274.783.972	39,49
ÖZEL SEKTÖR TOPLAMI	213.854.640	224.739.884	223.407.568	288.509.537	258.541.999	-10,39
GENEL TOPLAM	443.705.958	457.836.955	472.121.050	485.508.454	533.325.971	9,85

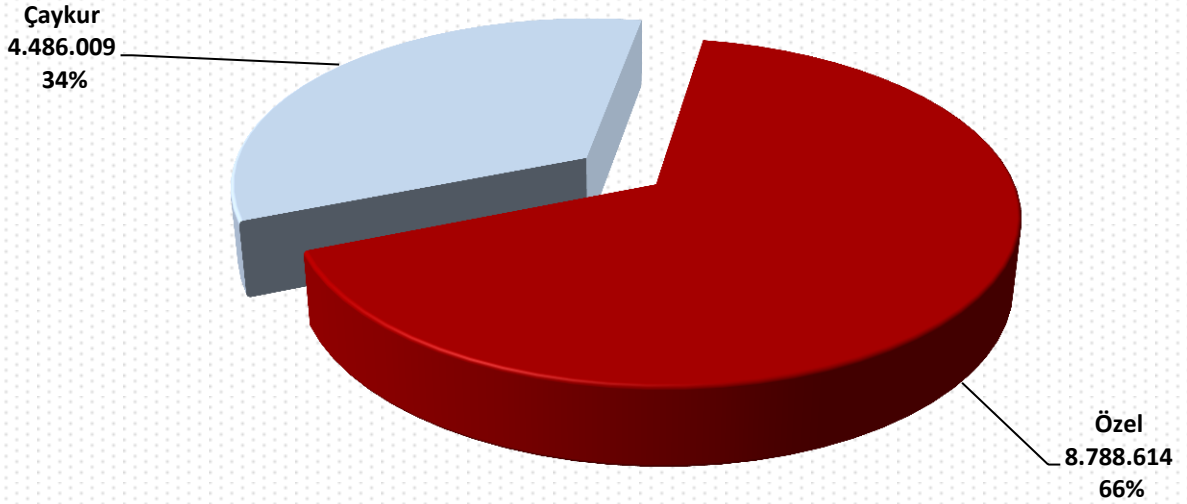
2018 YAŞÇAY 2. SÜRGÜN (Rize)



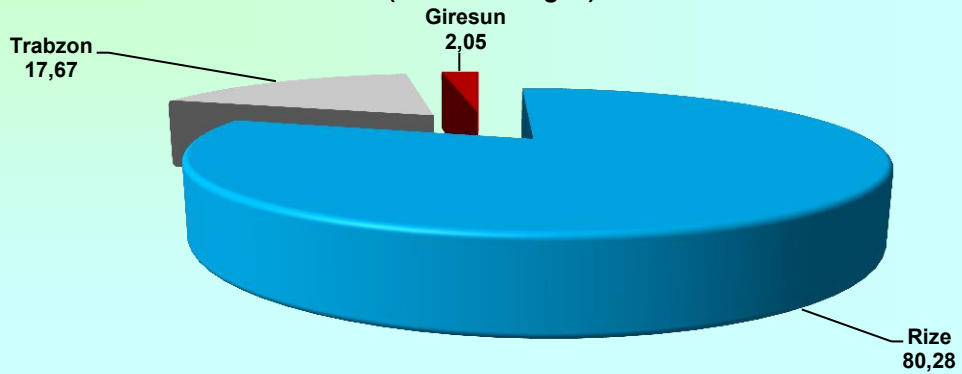
2018 YAŞÇAY 2. SÜRGÜN (Trabzon)




2018 YAŞÇAY 2. SÜRGÜN (Giresun)



İLLERE GÖRE YAŞÇAY DAĞILIMI (2018 2. Sürgü)

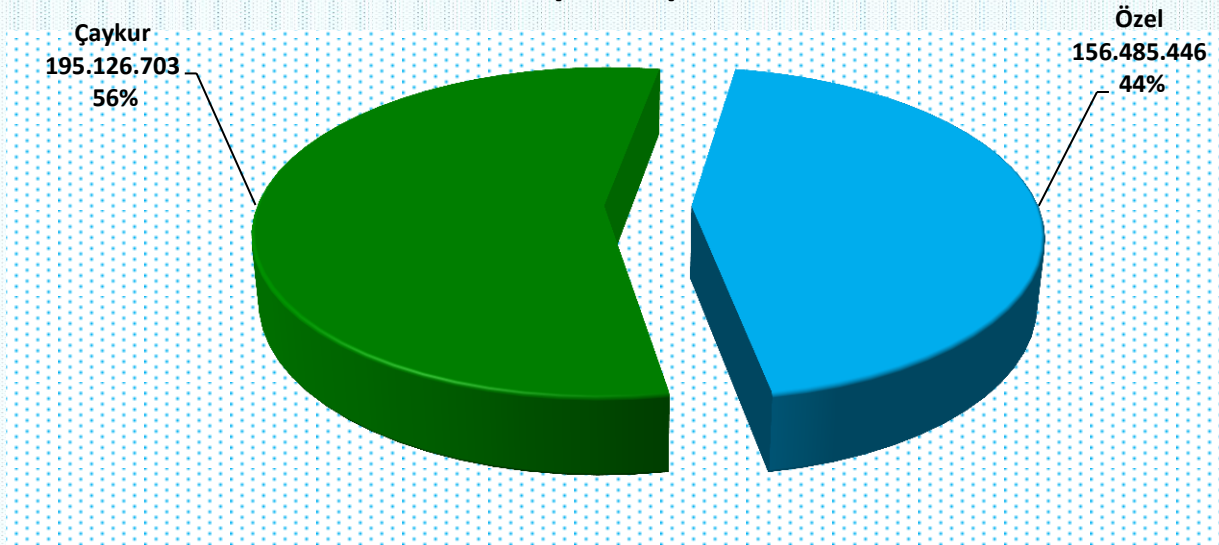





2014 - 2018 YILLARI 3. SÜRGÜN YAŞ ÇAY ALIMLARI

TİCARET BORSASI ADI	2014	2015	2016	2017	2018	% + -
RİZE TİCARET BORSASI						
ÖZEL SEKTÖR	211.526.273	165.083.797	170.012.576	215.776.540	156.485.446	-27,48
ÇAYKUR	150.684.940	172.890.739	167.010.998	129.453.770	195.126.703	50,73
TOPLAM	362.211.213	337.974.536	337.023.574	345.230.310	351.612.149	1,85
TRABZON TİCARET BORSASI						
ÖZEL SEKTÖR	45.057.033	33.669.068	37.152.585	43.333.950	32.969.260	-23,92
ÇAYKUR	35.287.632	40.725.470	37.903.010	23.409.655	40.974.295	75,03
TOPLAM	80.344.665	74.394.538	75.055.595	66.743.605	73.943.555	10,79
GİRESUN TİCARET BORSASI						
ÖZEL SEKTÖR	7.950.638	4.273.851	10.308.415	8.296.290	8.161.384	-1,63
ÇAYKUR	2.674.726	3.669.277	3.703.545	3.068.158	4.197.651	36,81
TOPLAM	10.625.364	7.943.128	14.011.960	11.364.448	12.359.035	8,75
GENEL TOPLAM						
ÇAYKUR TOPLAM	188.647.298	217.285.486	208.617.553	155.931.583	240.298.649	54,11
ÖZEL SEKTÖR TOPLAMI	264.533.944	198.752.865	217.473.576	267.406.780	197.616.090	-26,10
GENEL TOPLAM	453.181.242	416.038.351	426.091.129	423.338.363	437.914.739	3,44

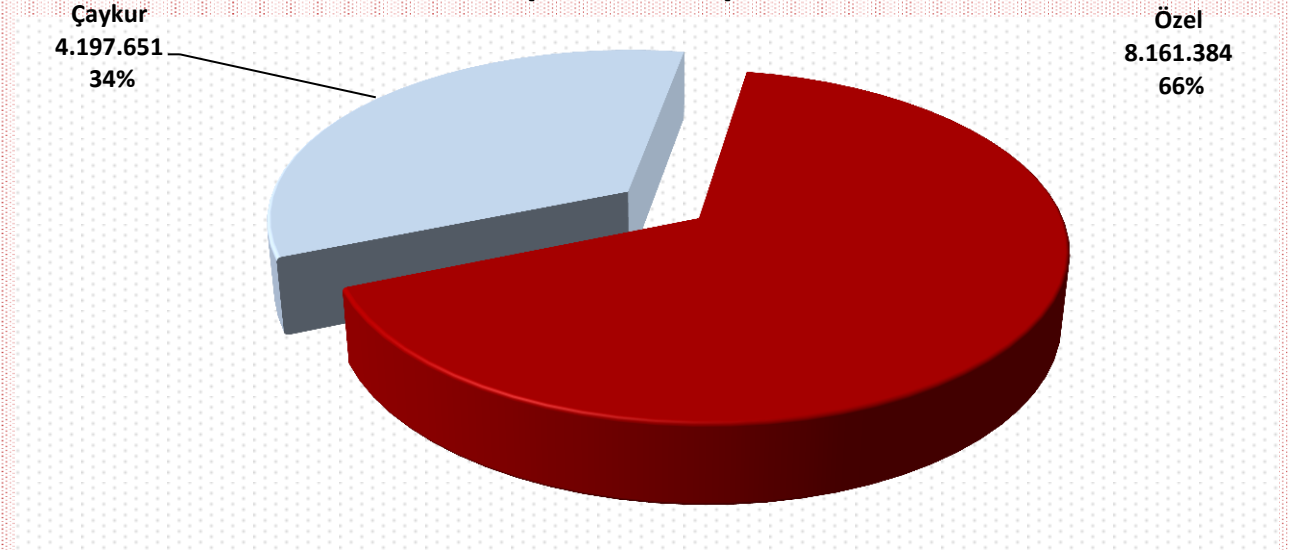
2018 YAŞÇAY 3. SÜRGÜN (Rize)



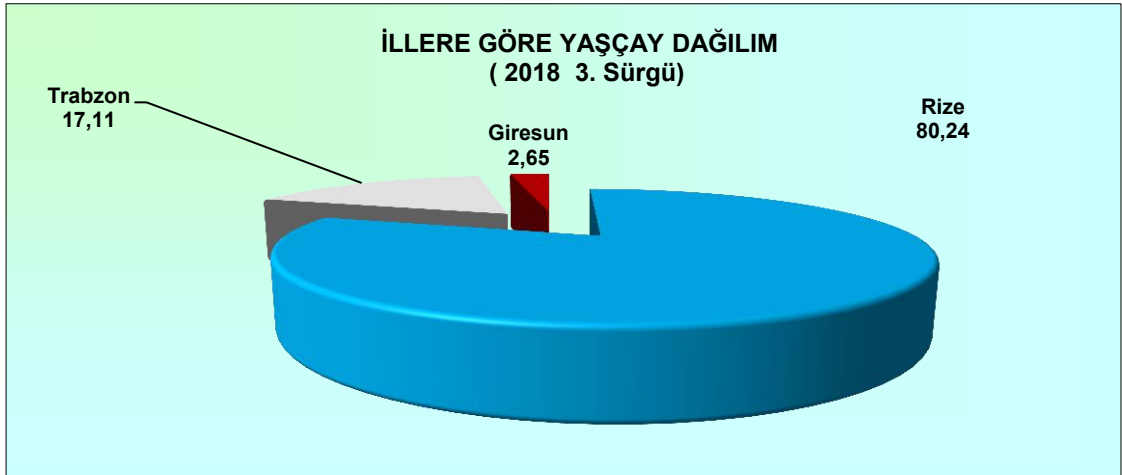
2018 YAŞÇAY 3. SÜRGÜN (Trabzon)




2018 YAŞÇAY 3. SÜRGÜN (Giresun)



İLLERE GÖRE YAŞÇAY DAĞILIM (2018 3. Sürğü)





2014 - 2018 YILLARI GENEL TOPLAM YAŞ ÇAY ALIMLARI

TİCARET BORSASI ADI	2014	2015	2016	2017	2018	% + -
---------------------	------	------	------	------	------	-------

RİZE TİCARET BORSASI

ÖZEL SEKTÖR	517.770.314	515.039.513	476.635.885	592.030.084	577.747.834	-2,47
ÇAYKUR	501.341.981	545.555.756	552.556.030	433.601.735	599.496.505	27,67
TOPLAM	1.019.112.295	1.060.595.269	1.029.191.915	1.025.631.819	1.177.244.339	12,88

TRABZON TİCARET BORSASI

ÖZEL SEKTÖR	102.231.909	111.980.267	111.481.504	131.435.512	138.817.472	5,32
ÇAYKUR	116.465.325	122.937.563	122.367.426	80.739.410	120.106.132	32,78
TOPLAM	218.697.234	234.917.830	233.848.930	212.174.922	258.923.604	18,06


GİRESUN TİCARET BORSASI

ÖZEL SEKTÖR	15.470.168	17.912.738	23.407.410	22.667.912	25.126.563	9,79
ÇAYKUR	10.635.085	12.427.291	12.591.632	11.021.791	12.933.207	14,78
TOPLAM	26.105.253	30.340.029	35.999.042	33.689.703	38.059.770	11,48


GENEL TOPLAM

ÖZEL SEKTÖR TOPLAMI	635.472.391	644.932.518	611.524.799	746.133.508	741.691.869	-0,60
ÇAYKUR TOPLAMI	628.442.391	680.920.610	687.515.088	525.362.936	732.535.844	28,28
TOPLAM	1.263.914.782	1.325.853.128	1.299.039.887	1.271.496.444	1.474.227.713	13,75

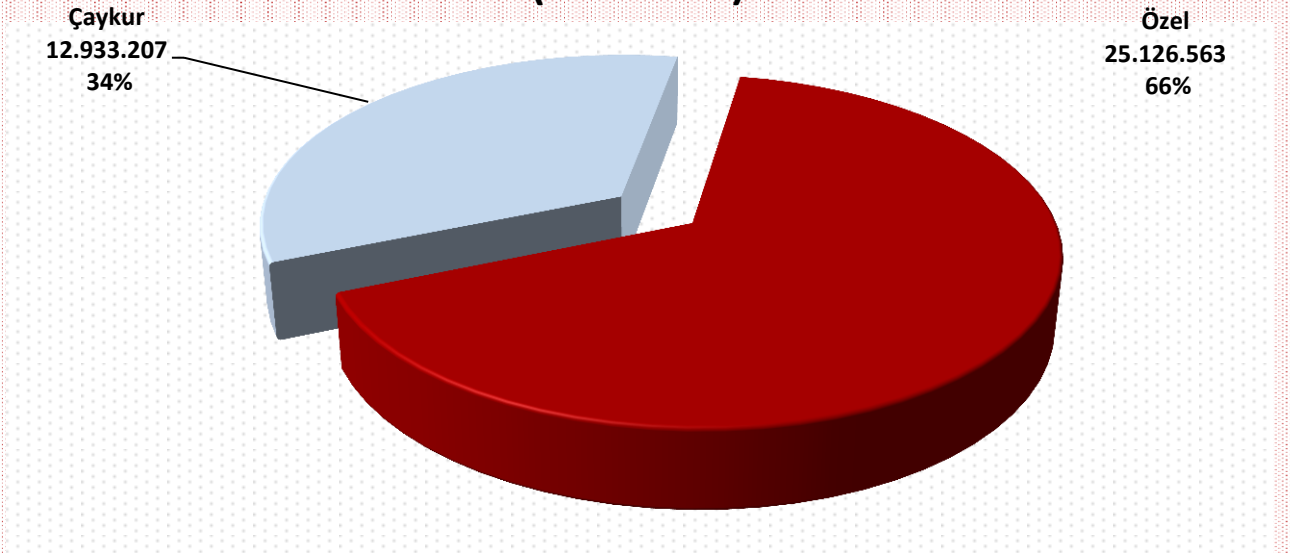
2018 YAŞÇAY GENEL (Rize)



2018 YAŞÇAY GENEL (Trabzon)



2018 YAŞÇAY GENEL (Giresun)



İLLERE GÖRE YAŞÇAY DAĞILIM (2018 Genel)

