



RİZE TİCARET BORSASI



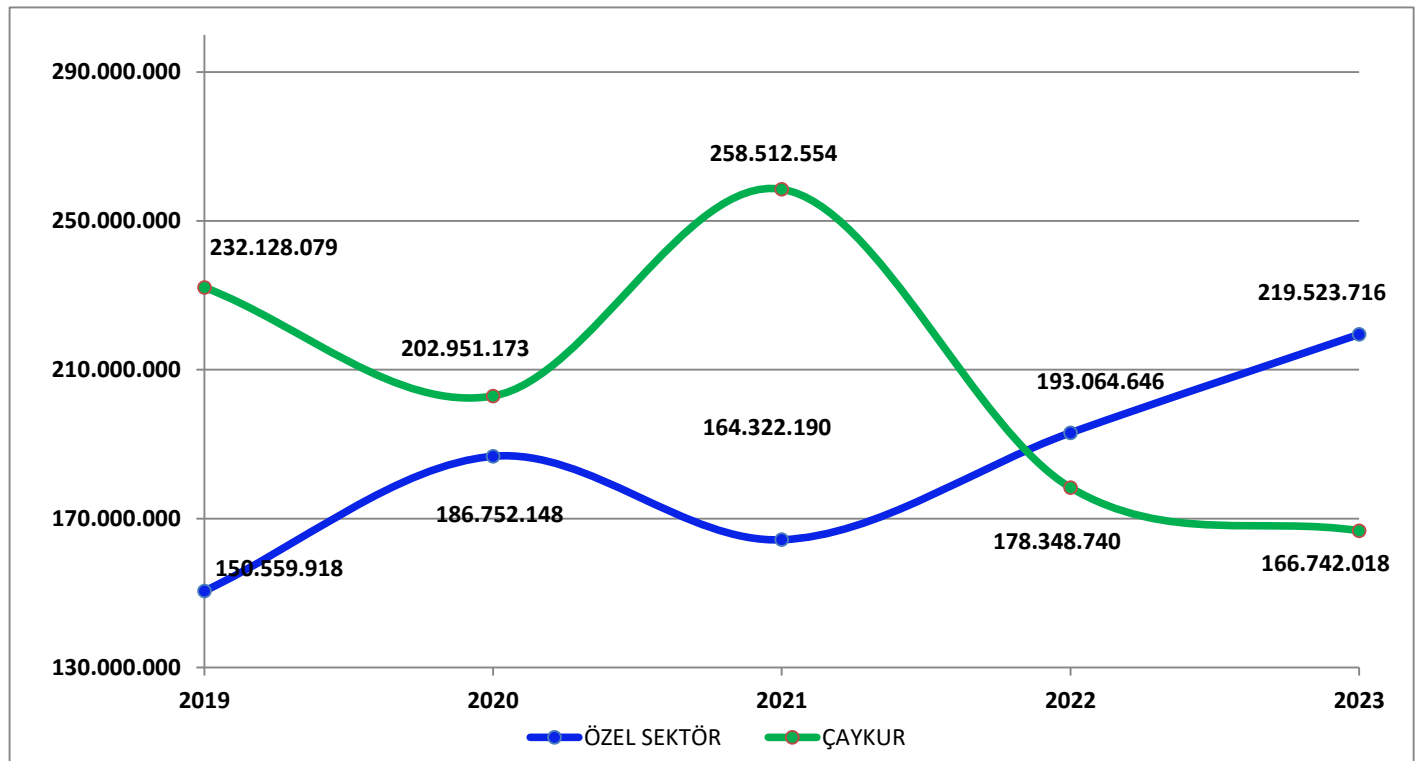
2019 - 2023 YILLARI 1. SÜRGÜN YAŞ ÇAY ALIMLARI

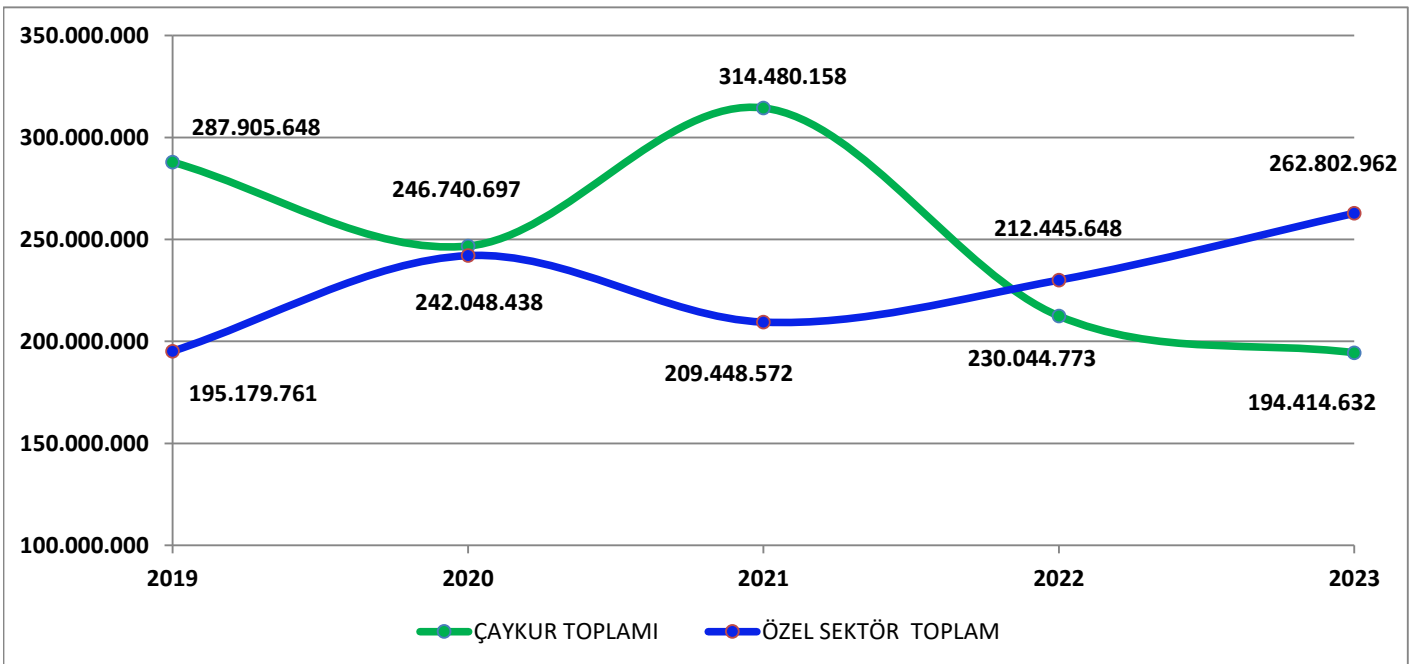
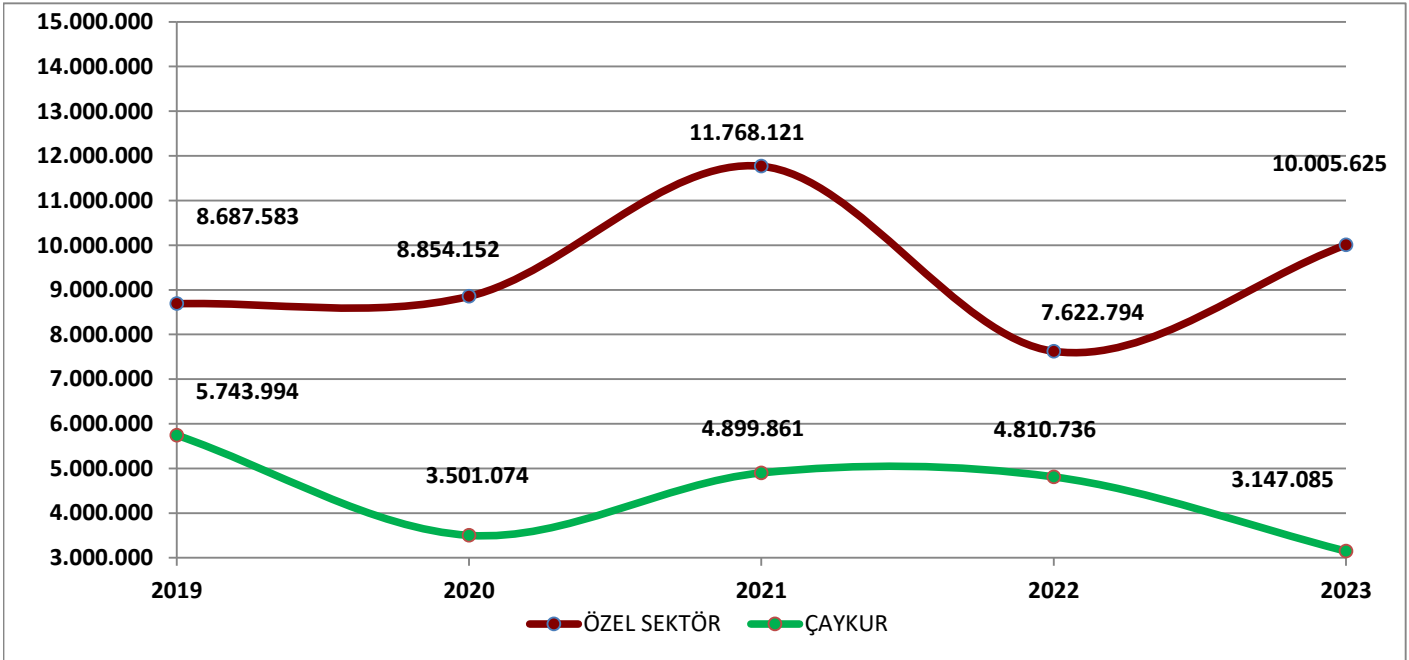
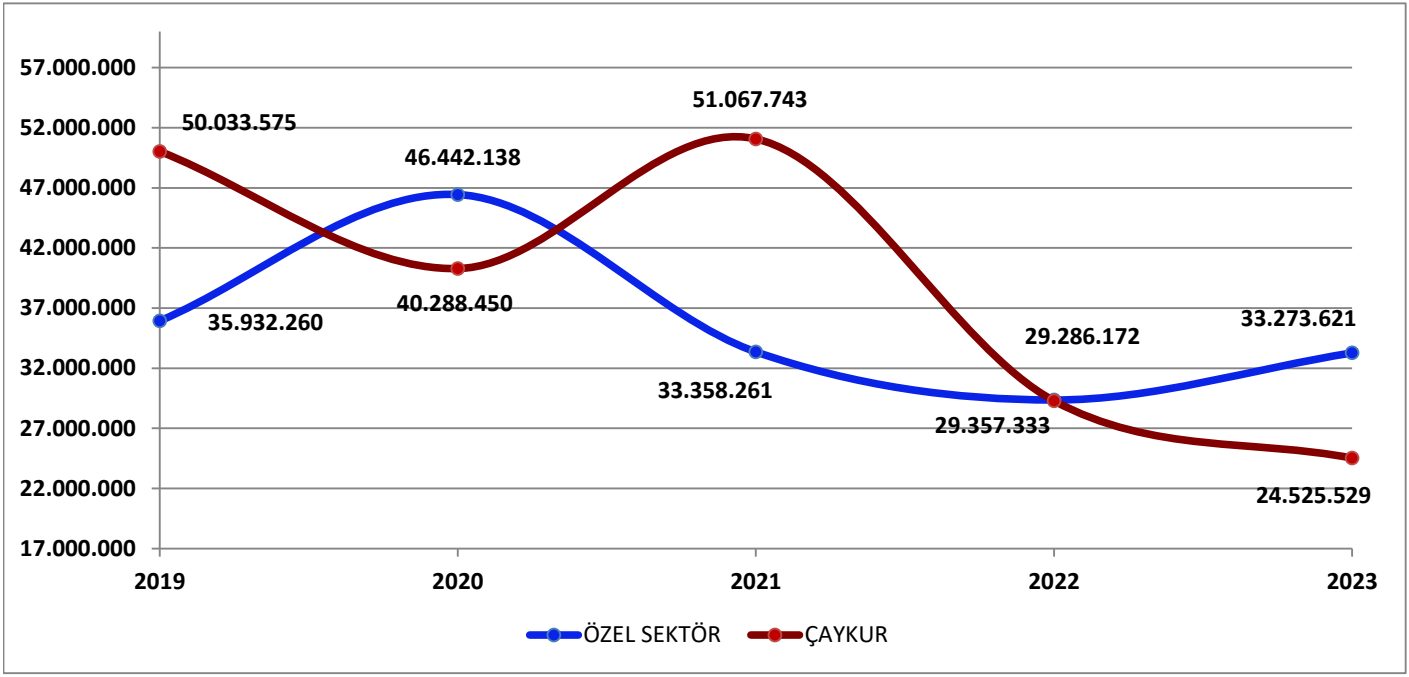
RİZE TİCARET BORSASI	2019	2020	2021	2022	2023	% + -
ÖZEL SEKTÖR	150.559.918	186.752.148	164.322.190	193.064.646	219.523.716	12,05
ÇAYKUR	232.128.079	202.951.173	258.512.554	178.348.740	166.742.018	-6,96
TOPLAM	382.687.997	389.703.321	422.834.744	371.413.386	386.265.734	3,85


TRABZON TİCARET BORSASI	2019	2020	2021	2022	2023	% + -
ÖZEL SEKTÖR	35.932.260	46.442.138	33.358.261	29.357.333	33.273.621	11,77
ÇAYKUR	50.033.575	40.288.450	51.067.743	29.286.172	24.525.529	-19,41
TOPLAM	85.965.835	86.730.588	84.426.004	58.643.505	57.799.150	-1,46

GİRESUN TİCARET BORSASI	2019	2020	2021	2022	2023	% + -
ÖZEL SEKTÖR	8.687.583	8.854.152	11.768.121	7.622.794	10.005.625	23,81
ÇAYKUR	5.743.994	3.501.074	4.899.861	4.810.736	3.147.085	-52,86
TOPLAM	14.431.577	12.355.226	16.667.982	12.433.530	13.152.710	5,47

GENEL TOPLAM	2019	2020	2021	2022	2023	% + -
ÇAYKUR TOPLAMI	287.905.648	246.740.697	314.480.158	212.445.648	194.414.632	-9,27
ÖZEL SEKTÖR TOPLAM	195.179.761	242.048.438	209.448.572	230.044.773	262.802.962	12,46
GENEL TOPLAM	483.085.409	488.789.135	523.928.730	442.490.421	457.217.594	3,22







RİZE TİCARET BORSASI



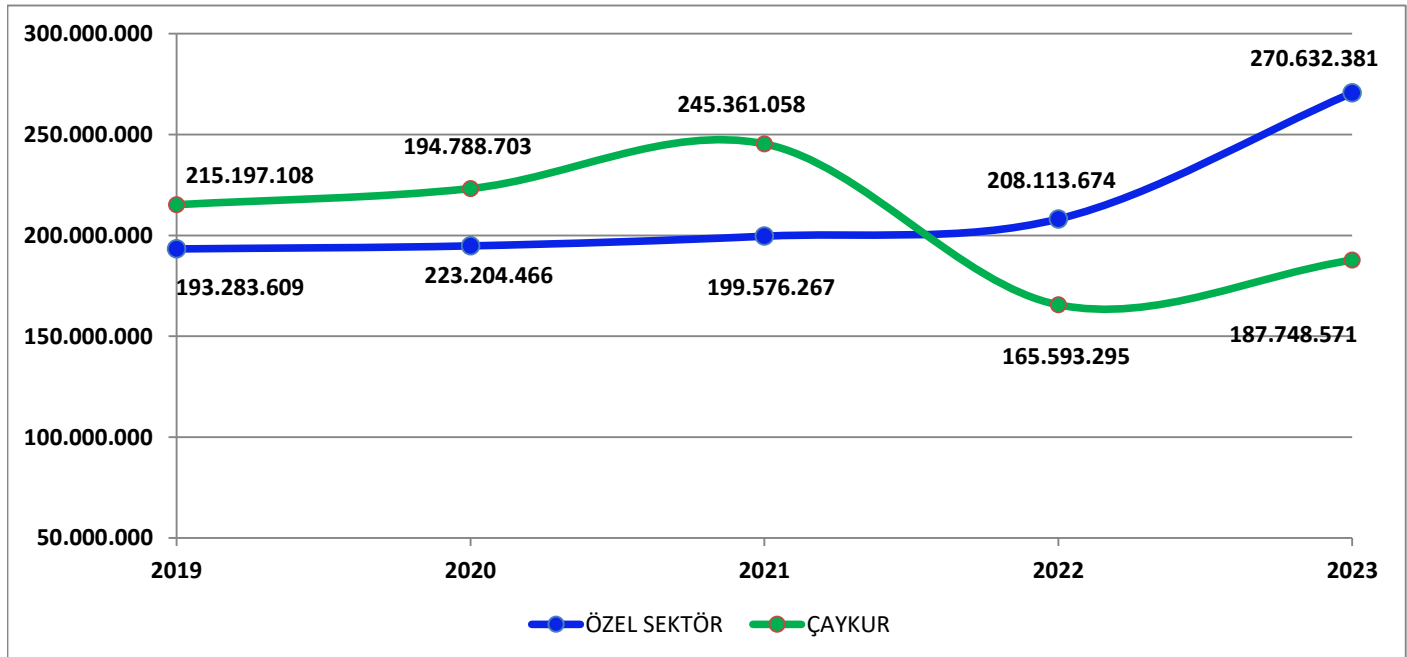
2019 - 2023 YILLARI 2. SÜRGÜN YAŞ ÇAY ALIMLARI

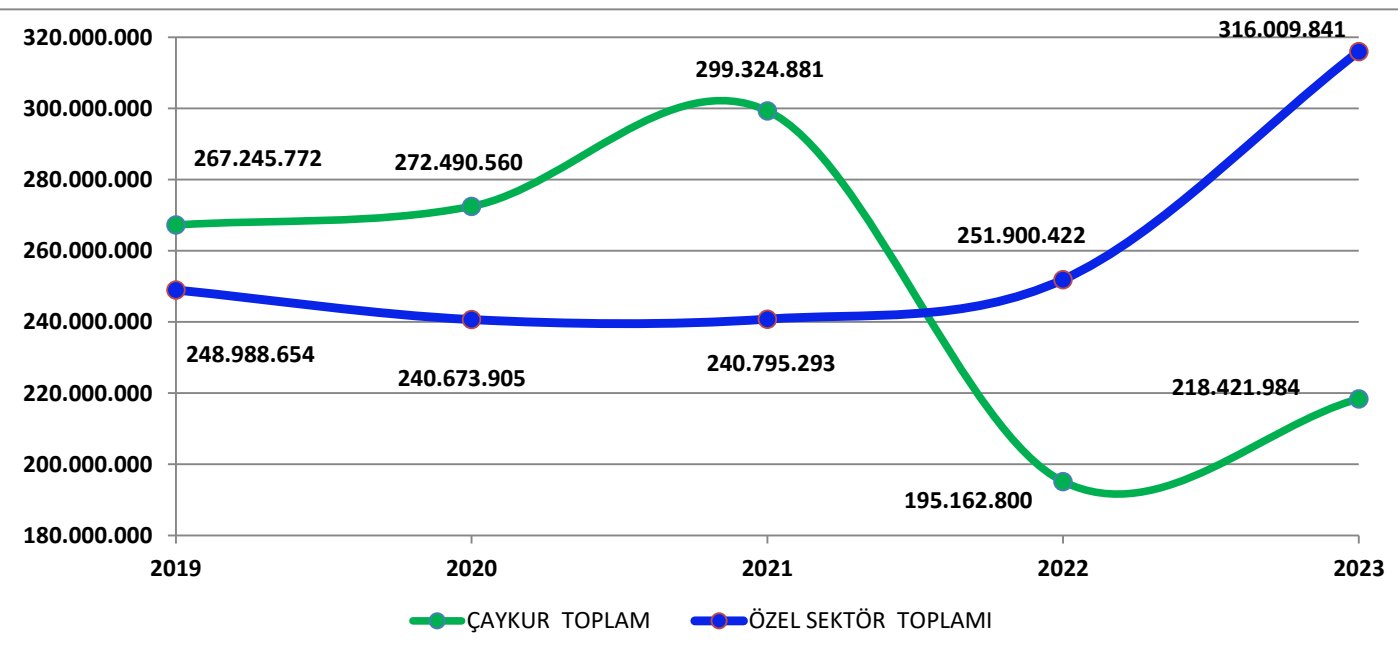
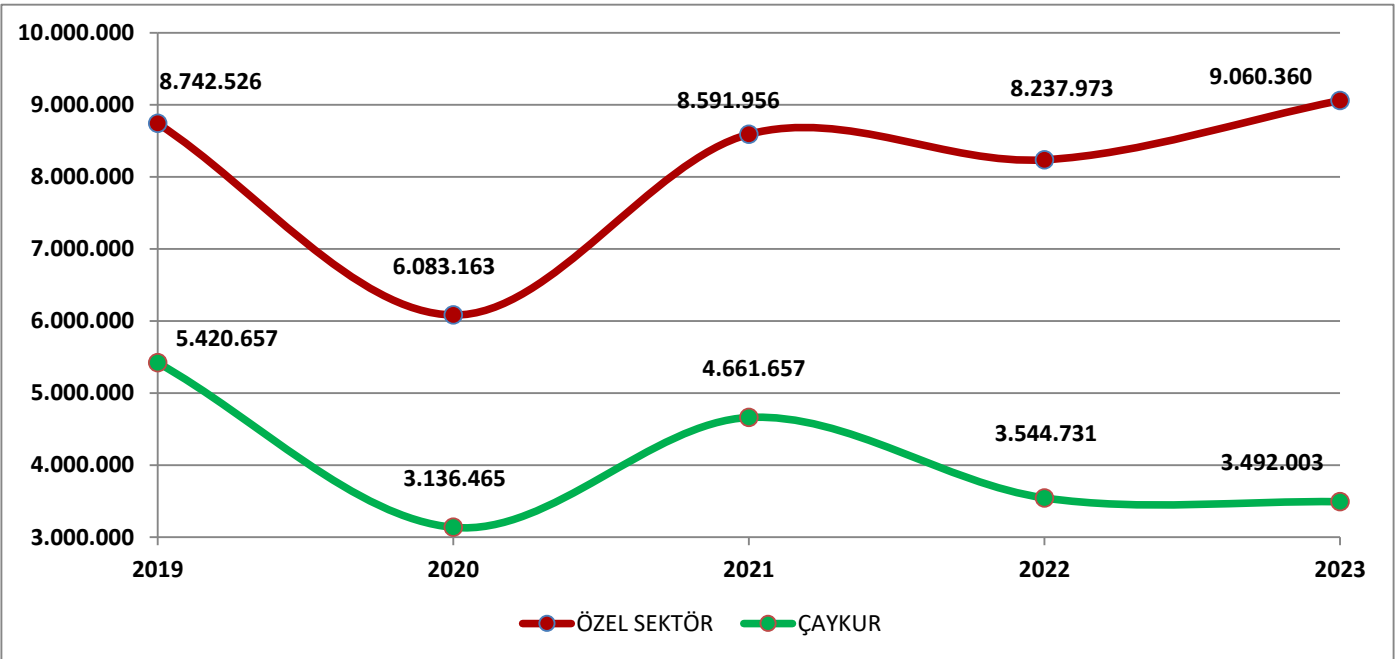
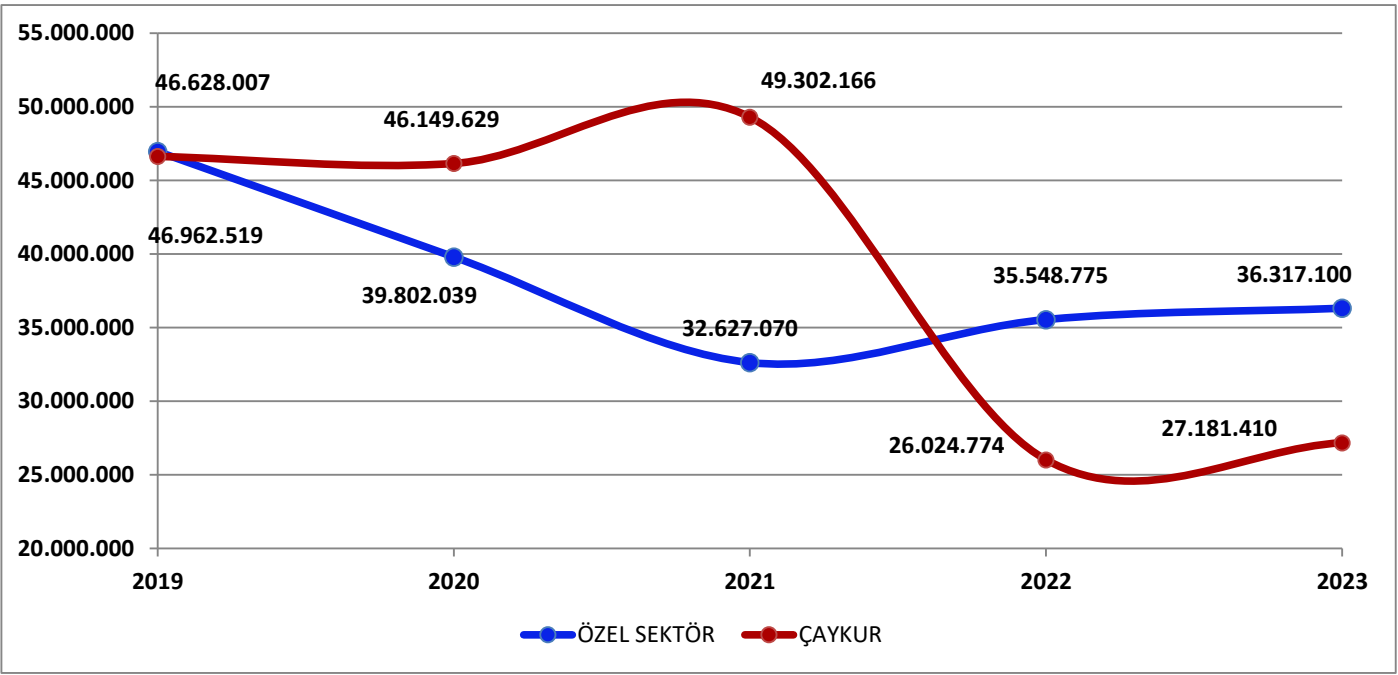
RİZE TİCARET BORSASI	2019	2020	2021	2022	2023	% + -
ÖZEL SEKTÖR	193.283.609	194.788.703	199.576.267	208.113.674	270.632.381	30,04
ÇAYKUR	215.197.108	223.204.466	245.361.058	165.593.295	187.748.571	13,38
TOPLAM	408.480.717	417.993.169	444.937.325	373.706.969	458.380.952	22,66


TRABZON TİCARET BORSASI	2019	2020	2021	2022	2023	% + -
ÖZEL SEKTÖR	46.962.519	39.802.039	32.627.070	35.548.775	36.317.100	2,16
ÇAYKUR	46.628.007	46.149.629	49.302.166	26.024.774	27.181.410	4,44
TOPLAM	93.590.526	85.951.668	81.929.236	61.573.549	63.498.510	3,13

GİRESUN TİCARET BORSASI	2019	2020	2021	2022	2023	% + -
ÖZEL SEKTÖR	8.742.526	6.083.163	8.591.956	8.237.973	9.060.360	9,98
ÇAYKUR	5.420.657	3.136.465	4.661.657	3.544.731	3.492.003	-1,49
TOPLAM	14.163.183	9.219.628	13.253.613	11.782.704	12.552.363	6,53

GENEL TOPLAM	2019	2020	2021	2022	2023	% + -
ÇAYKUR TOPLAM	267.245.772	272.490.560	299.324.881	195.162.800	218.421.984	11,92
ÖZEL SEKTÖR TOPLAMI	248.988.654	240.673.905	240.795.293	251.900.422	316.009.841	25,45
GENEL TOPLAM	516.234.426	513.164.465	540.120.174	447.063.222	534.431.825	19,54







RİZE TİCARET BORSASI



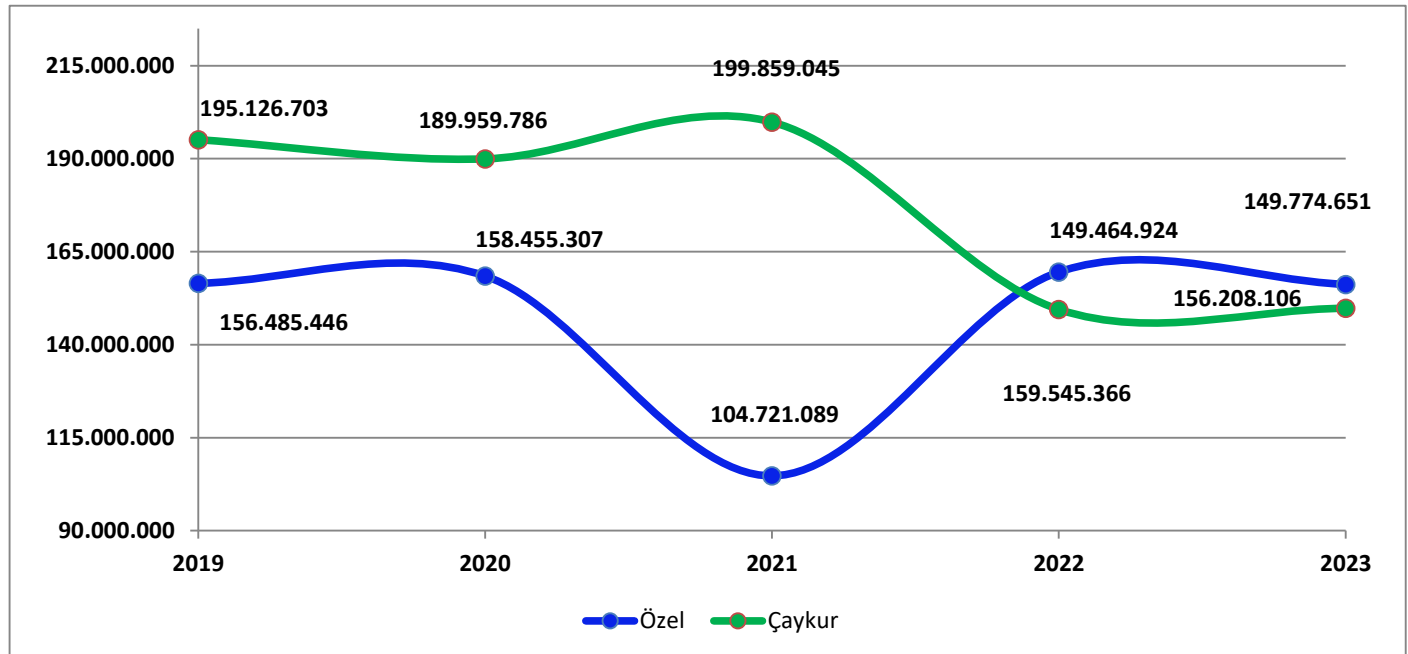
2019 - 2023 YILLARI 3. SÜRGÜN YAŞ ÇAY ALIMLARI

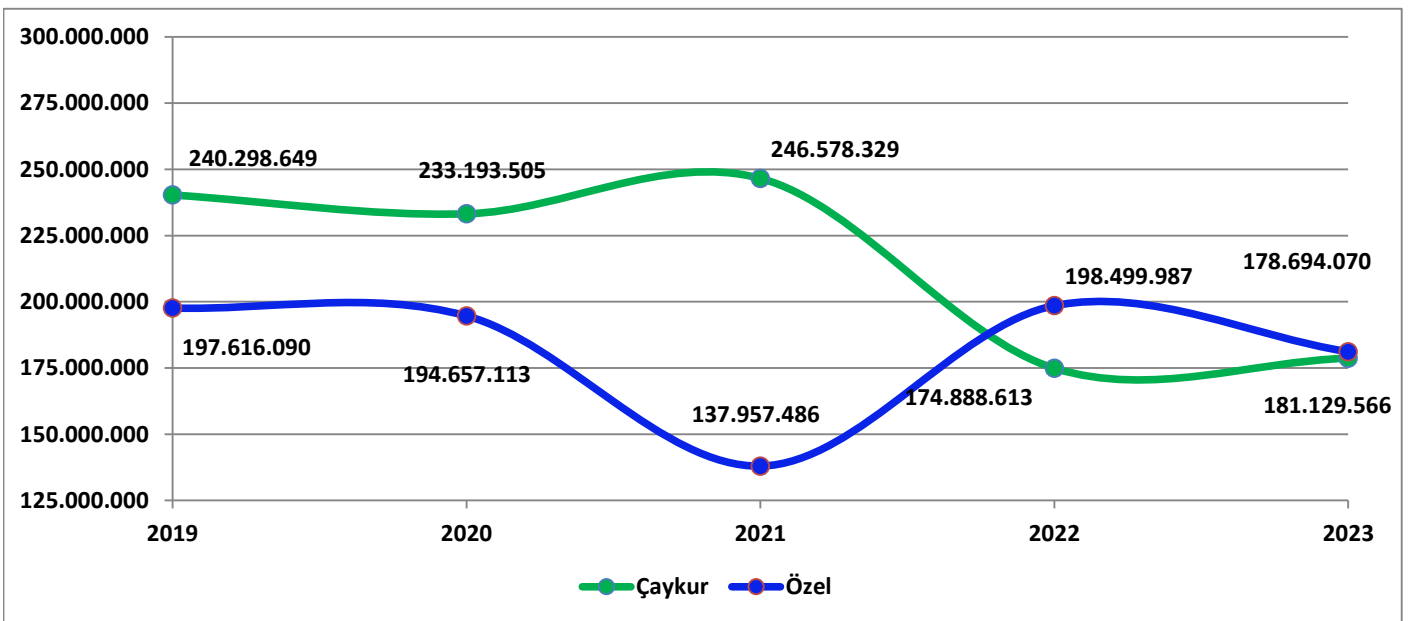
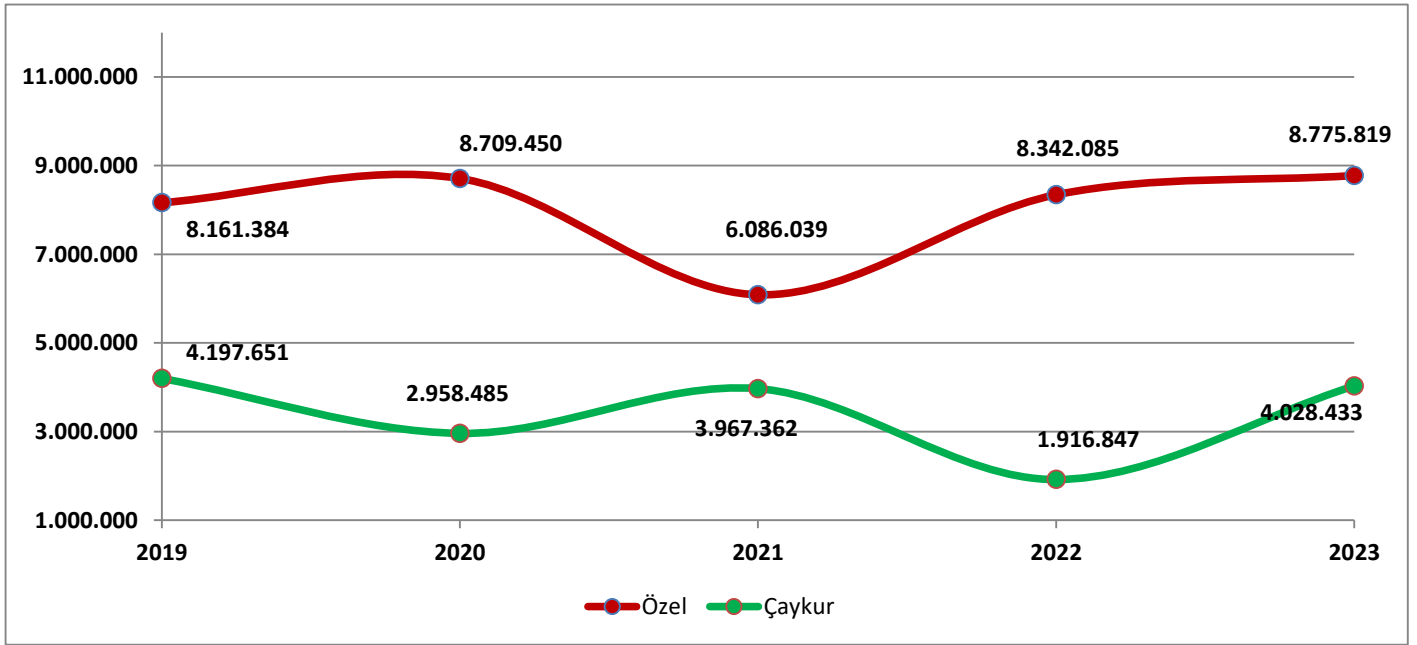
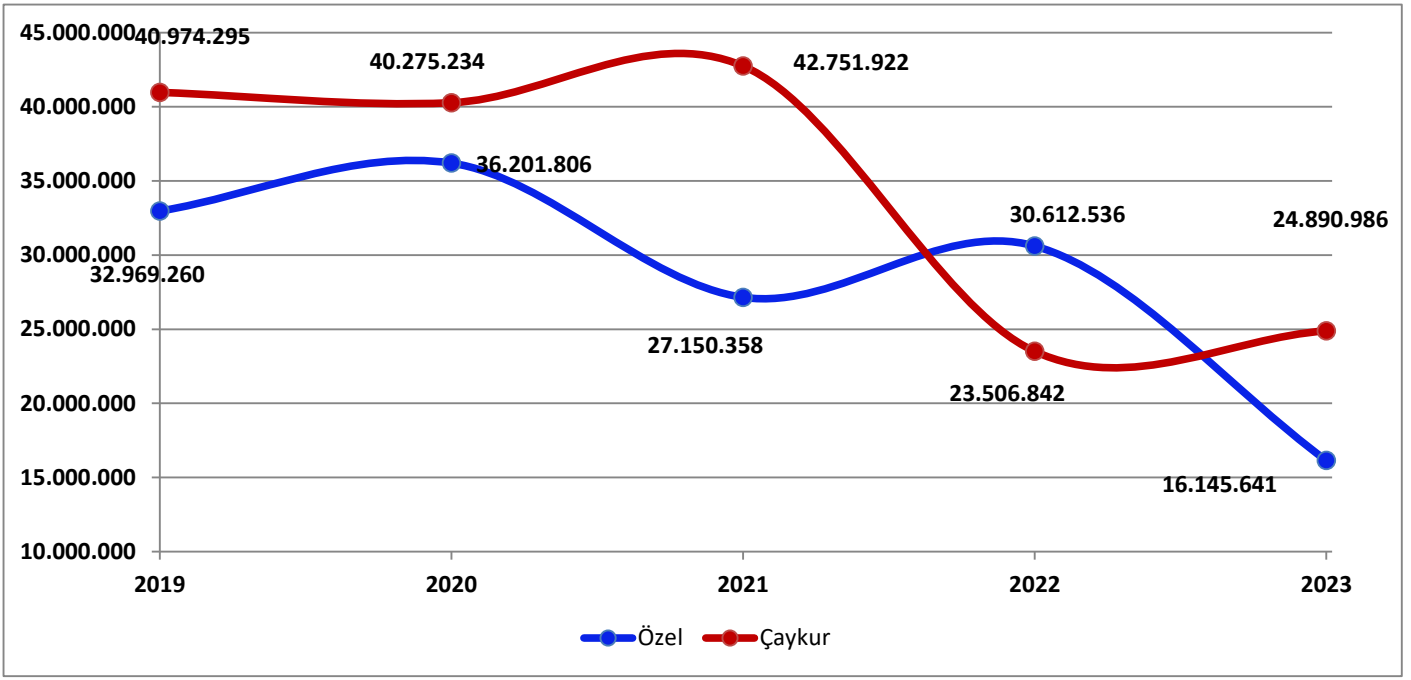
RİZE TİCARET BORSASI	2019	2020	2021	2022	2023	% + -
ÖZEL SEKTÖR	156.485.446	158.455.307	104.721.089	159.545.366	156.208.106	-2,09
ÇAYKUR	195.126.703	189.959.786	199.859.045	149.464.924	149.774.651	0,21
TOPLAM	351.612.149	348.415.093	304.580.134	309.010.290	305.982.757	-0,98

TRABZON TİCARET BORSASI	2019	2020	2021	2022	2023	% + -
ÖZEL SEKTÖR	32.969.260	36.201.806	27.150.358	30.612.536	16.145.641	-47,26
ÇAYKUR	40.974.295	40.275.234	42.751.922	23.506.842	24.890.986	5,89
TOPLAM	73.943.555	76.477.040	69.902.280	54.119.378	41.036.627	-24,17

GİRESUN TİCARET BORSASI	2019	2020	2021	2022	2023	% + -
ÖZEL SEKTÖR	8.161.384	8.709.450	6.086.039	8.342.085	8.775.819	5,20
ÇAYKUR	4.197.651	2.958.485	3.967.362	1.916.847	4.028.433	110,16
TOPLAM	12.359.035	11.667.935	10.053.401	10.258.932	12.804.252	24,81

GENEL TOPLAM	2019	2020	2021	2022	2023	% + -
ÇAYKUR TOPLAM	240.298.649	233.193.505	246.578.329	174.888.613	178.694.070	2,18
ÖZEL SEKTÖR TOPLAMI	197.616.090	194.657.113	137.957.486	198.499.987	181.129.566	-8,75
GENEL TOPLAM	437.914.739	427.850.618	384.535.815	373.388.600	359.823.636	-3,63







RİZE TİCARET BORSASI



2019 - 2023 YILLARI GENEL TOPLAM YAŞ ÇAY ALIMLARI

RİZE TİCARET BORSASI	2019	2020	2021	2022	2023	% + -
ÖZEL SEKTÖR	500.328.973	539.996.158	468.619.546	560.723.686	646.364.203	13,25
ÇAYKUR	642.451.890	616.115.425	703.732.657	493.406.959	504.265.240	2,15
TOPLAM	1.142.780.863	1.156.111.583	1.172.352.203	1.054.130.645	1.150.629.443	8,39

TRABZON TİCARET BORSASI	2019	2020	2021	2022	2023	% + -
ÖZEL SEKTÖR	115.864.039	122.445.983	93.135.689	95.518.644	85.736.362	-11,41
ÇAYKUR	137.635.877	126.713.313	143.121.831	78.817.788	76.597.925	-2,90
TOPLAM	253.499.916	249.159.296	236.257.520	174.336.432	162.334.287	-7,39

GİRESUN TİCARET BORSASI	2019	2020	2021	2022	2023	% + -
ÖZEL SEKTÖR	25.591.493	23.646.765	26.446.116	24.202.852	27.841.804	13,07
ÇAYKUR	15.362.302	9.596.024	13.528.880	10.272.314	10.667.521	3,70
TOPLAM	40.953.795	33.242.789	39.974.996	34.475.166	38.509.325	10,48

SAMSUN TİCARET BORSASI	2019	2020	2021	2022	2023	% + -
ÖZEL SEKTÖR	3.284.690	6.666.821	7.247.442	6.295.853	4.503.581	-39,80

GENEL TOPLAM	2019	2020	2021	2022	2023	% + -
ÖZEL SEKTÖR TOPLAMI	641.784.505	686.088.906	588.201.351	686.741.035	764.445.950	10,16
ÇAYKUR TOPLAMI	795.450.069	752.424.762	860.383.368	582.497.061	591.530.686	1,53
TOPLAM	1.437.234.574	1.438.513.668	1.448.584.719	1.269.238.096	1.355.976.636	6,40

